

A woman's profile is shown in silhouette against a background of a vast, misty mountain range. A rectangular cutout in her face reveals a white door with a vertical handle, set against a plain wall. The overall color palette is muted, with various shades of green and grey.

CHIC DOOR 160

STYLE MUST BE FELT, NOT SEEN.





CHIC DOOR 160

CONCEALED HINGES FOR ALUMINIUM DOORS WITH SYSTEMS WITHOUT CHANNEL

C.H.I.C. Door is Giesse's range of concealed hinges for doors that improves the aesthetics and increases the value of hardware while simplifying warehouse organisation. Its high load capacity, in compliance with European standards, makes products versatile and applicable to a vast range of residential and commercial solutions.

C.H.I.C. Door is extremely easy and intuitive to fit, thereby reducing installation time. The large side, height and compression adjustment range means that they can be fitted by just one person after the door has been installed.

Available with a finish in
Silver



Available with a finish in
Black



WATCH THE VIDEO





C.H.I.C. DOOR 160

ADVANTAGES



Simple

Installation is particularly simple as it only requires straightforward work on the frame. The installation of the door can take place on site in just a few steps.



Solid

The maximum load capacity responds to most needs in residential, commercial and public settings.



Adjustable

The door can be adjusted in 3D by just one person with a hexagonal key. The side adjustment range may depend on the profile used.

Side = +/-3mm

Height = -2/+3mm

Compression = +/-1m



105° Opening

Suitable for inward and outward opening systems with a maximum opening angle of 105°. Ideal for a variety of different residential and commercial applications.



CE Marking

C.H.I.C. Door 160 hinges bear the CE marking in accordance with standard EN 1935:2004 (class 12), which involves testing with 200,000 opening and closing cycles.



Patented

C.H.I.C. Door is a patented solution. All design, development and production stages are 100% Made in Italy.

WATCH THE VIDEO



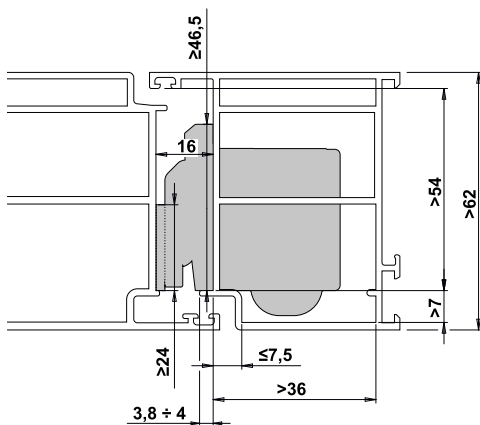
C.H.I.C. DOOR 160

THE RANGE

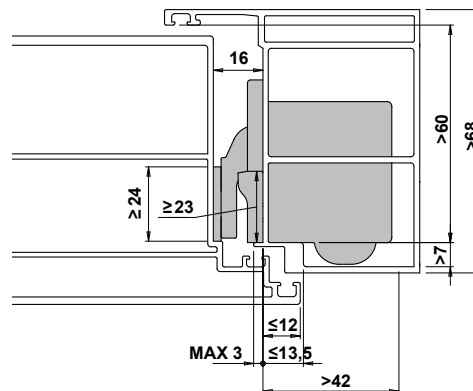
Description	Article	Notes
C.H.I.C. Door for overlap door systems (without channel)		
C.H.I.C. Door 160	00920020	Anodized silver
C.H.I.C. Door 160	00920190	Anodized black
Thickness 1mm *	00757000	
C.H.I.C. Door for flush door systems (without channel)		
C.H.I.C. Door 160	00917020	Anodized silver
C.H.I.C. Door 160	00917190	Anodized black
Thickness 1mm *	00757000	

* stackable up to a maximum of 3mm (for systems with sash/frame distance >16mm)

Flush



Overlap



C.H.I.C. RANGE ALSO FOR WINDOWS

For a consistent style throughout the building



Tilt-and-turn window



Side-hung window



Bottom-hung window

THE COMPLETE SOLUTION FOR ALUMINIUM DOORS

The synergy among Tyman International brands allow to fully fit doors with high performing products from the vast Schlegel, Giesse, and Reguitti catalog.



GIESSE

Door Handles

Giesse's range of door handles includes the same styles available for the Cremona bolts and window handles, to maintain a consistent aesthetic throughout buildings.



REGUITTIinox

Pull Handles

A wide range of pull handles with over 50 styles and multiple different finishes to choose from. Reguitti Inox pull handles can be fully personalized in terms of length, height, section shape (square, round, rectangular), and supports (straight or sloping).




Schlegel

Q-LON

Gaskets made of polyurethane foam that combine excellent thermal insulation with exceptional acoustic performance and easy installation. Available in different standard or personalized colors that blend completely with the fixtures.

A Fire Retardant version is also available for fire doors.



Schlegel

High performance sealing solutions



GIESSE

Innovative engineered hardware



REGUITTI

Italian design handles



JATEC

Timeless exclusive handles

